

Monte Carlo Ls Engine Swap







As recognized, adventure as skillfully as experience not quite lesson, amusement, as competently as understanding can be gotten by just checking out a ebook **monte carlo ls engine swap** in addition to it is not directly done, you could take even more just about this life, concerning the world.

We pay for you this proper as with ease as easy mannerism to acquire those all. We pay for monte carlo ls engine swap and numerous book collections from fictions to scientific research in any way. in the middle of them is this monte carlo ls engine swap that can be your partner.

How To Swap An LS Into A 5th Gen Monte Carlo *87 Monte Carlo 5.3 Ls Swap*
5.3 LS SWAP 1987 MONTE CARLO UPDATE ("engine bay") Ls swap 1987
Monte Carlo Ss Ls Swap G body 6.0 Monte Carlo SS / Mr Random Ls swap g body
~~87 monte carlo ss 5.3 4160e ls6 intake Monte Carlo project update!!! 2 monte carlo~~
~~ls swap LS Monte Carlo Dash and LS Engine Swap Part 4 86 monte carlo crazy~~
engine swap

~~Ls swapped 03 Monte Carlo Ls Swapped SS Monte Carlo LS SWAP 1988 MONTE~~
~~CARLO SS Lq9 FIRST OFFICIAL START UP (BLACK BERRY IS READY FOR THE~~
~~EXHAUST SHOP) LS SWAP FIRES IN GBODY MONTE CARLO FOR FIRST TIME 1970~~
~~Monte Carlo CONVERTIBLE LS Swap Ls swap g body 87 monte carlo ss 5.3 4160e ls6~~

Read Book Monte Carlo Ls Engine Swap

~~intake **87 MONTE CARLO LUXURY SPORT LS1 SWAP ON 22s WITH CUSTOM GTO INTERIOR** This Is How You Build An LSX Street Car! G-Body Monte Carlo SS LS SWAP MONTE CARLO BROKE DOWN THE DAY OF PICK UP DID SHE GO HOME??? VIDEO 1 of 2       I QUIT Performance 1971 Monte Carlo LS Swap DiY LS SWAP FUEL SYSTEM INSTALL Monte Carlo Ls Engine Swap~~

This LS swap kit is for (78-88) Monte Carlo, (78-83) Malibu, (78-87) El Camino, (81-87) Regal/Grand National, & (83-87) Cutlass. The center of this conversion is our engine mounts and crossmember kit. This mount kit includes new frame brackets that bolt into existing holes in the frame.

~~MuscleRods 78-88 G-Body LS Conversion Kit~~

This LS swap kit is made specifically for 1970-72 Monte Carlo. The center of this conversion is our engine mounts and crossmember kit. This mount kit includes new frame brackets that bolt into existing holes in the frame.

~~MuscleRods 70-72 Monte LS Conversion Kit - LS Engine Swap ...~~

The madmen at Furche's Performance picked up this Chevrolet Monte Carlo SS that already had its supercharged L67 3800 V6 swapped out for something a lot more muscular. Its new engine is a 5.3-liter...

~~Turbo LS Swapped 2004 Chevrolet Monte Carlo Makes 766 HP ...~~

1982-1988 G-Body Monte Carlo LS Conversion Kit This swap kit is for (82-88) Monte

Read Book Monte Carlo Ls Engine Swap

Carlo & (83-87) Cutlass. It was designed around our LH8 oil pan kit. The frame brackets bolt into existing holes in the frame so you know the engine will have clearance for accessory drives, factory AC box, power brake booster, and aftermarket suspension components.

~~82-88 G-Body LS Swap Kit~~

The LS PCM changed in 1999, making our 1998 LS1 Trans Am donor harness problematic. We decided to simplify it with a Painless Performance Products LS1 swap harness, which accepts 4L60E/4L80E and ...

~~How To Swap an LS Into a G-body and Find All the Right Parts!~~

The LS4 is unique in the LS engine family because it was a transverse-mounted engine used only in front-wheel drive (FWD) cars from 2005-09, namely the Pontiac Grand Prix GXP, the Chevy Monte Carlo SS and Impala SS, and the Buick LaCrosse Super.

~~LS4 5.3L FWD Engine Upgrade Guide: Expert Advice for LS4 ...~~

Get that GM LS Engine Mounted in the 1978-1988 GM G-Body Transmission
Options: TH400, 200R4, 4L60E, 4L65E, 4L70E, 4L75E, 4L80E, 4L85E, T56, and T56
Magnum Choose The Crossmember Adapter to Match Your Desired Transmission
(T56 & T56 Magnum do not need an Adapter)

Read Book Monte Carlo Ls Engine Swap

~~1978-88 GM G-Body LS Swap Components - Holley~~

An "LS swap" is an engine switch and installation. The "LS" can mean any engine made by GM from a factory truck 4.8 to GM's popular LS3 or LS7. The specific LS engine you choose to start with will depend mostly on the budget you have to work with.

~~LS Swap Guide - LS1 Swap by LSX Innovations~~

Our Pro Series harness completely replaces your old OEM harness so you can forget about those electrical gremlins. This harness is designed to work with First, Second, Third and Fourth Gen Chevrolet Monte Carlo (non EFI chassis) running a GM 6.0 Liter Electronic Throttle LS2 engine with E40 PCM.

~~Monte Carlo LS2 Swap Wiring Harness | Drive by Cable ...~~

Project Plan (links will be established on underlined items below with pic's and descriptions) Phase I - Install stock LS1/T56 drivetrain to verify G-body fitment. - fabricate custom engine motor mounts - fabricate custom transmission rear mount/crossmember - install 8.5" 3.73 posi rear end and custom length driveshaft - install G-body clutch linkage and adapt F-body hydraulics

~~John Bzdel's LS1/T56 Monte Carlo SS~~

Take a clean 1988 Chevrolet Monte Carlo and swap a carbureted LS engine in place of the 305 small-block. The result is a fast and fun muscle car.

Read Book Monte Carlo Ls Engine Swap

~~Meet the 1988 Monte Carlo SS Chevrolet Should Have Built~~

With that said, any 4 speed manual Monte Carlo is more rare than any SS built in 1970 and 1971. 4 speed manuals were sourced with 350 CI and 402 CI engines only. The rarest of the rare is a 1971 Monte Carlo 4 speed 402 Big Block with only 80 documented. They are an absolute blast to drive. I would highly recommend getting one if you see one for ...

~~The Other SS: 1970 Monte Carlo 454 Super Sport~~

If you are looking for a complete LS engine swap mounting kit, Speedtech Performance eliminates the hassle of looking for the individual parts you need. They deliver a package of high quality, LS swap parts that are made in the U.S., and are designed to work together.

~~Parts You Will Need To Do An LS Swap - Chevy Hardcore~~

How to wire up Lt1 without having to purchase a stand alone harness, some information is also valid while doing a Ls swap, several pointers outside of wiring.

~~HOW TO WIRE UP LS LT1 AND LT4 IN YOUR G BODY MONTE CARLO ...~~

This super-clean 1988 Chevrolet Monte Carlo SS came to the V8 Speed & Resto Shop with a bad lobe on the camshaft, and the V8 team brought it back around with...

Read Book Monte Carlo Ls Engine Swap

~~1988 Chevrolet Monte Carlo SS Engine Swap at V8 Speed ...~~

Mount and Crossmember Kit for (82-88) Monte Carlo & (83-87) Cutlass. Includes motor mounts, frame brackets, transmission crossmember, transmission mount, and hardware. Manufactured from the highest grade American made steel.

~~G-Body LSx/LTx Swap Kits~~

Problem with your 2004 Chevrolet Monte Carlo? Our list of 24 known complaints reported by owners can help you fix your 2004 Chevrolet Monte Carlo.

~~2004 Chevrolet Monte Carlo Problems and Complaints - 24 Issues~~

Swap Information: Choosing Mounts Swap Info By Model ... LS Swap Info LT Swap Info Gen III-IV-V Engine Designations LS Oil Pan Information LT Oil Pan Information GM Non Chevy Applications VVT and non VVT: Wishlist: My ... Will recommend to all of my friends. .. GM G Body. GM G Body- 1978-88 El Camino, cutlass, Regal, Malibu, Monte Carlo, Grand ...

Copyright code : c853cc0c4d63d3810ea3ebcba688cae5